

Device Inflate/Deflate Instructions

The control of flaccid and erect penile states is controlled by the pump in the scrotum. Titan® Inflatable Penile Prosthesis is available with either a Release Bar pump, an OTR pump, or a Touch pump. Instructions for all pumps are presented below.

To Simulate a Full Erection

Squeeze the round, ribbed pump bulb located in the scrotum, a few times between thumb and finger to transfer the fluid from the reservoir to the cylinders. Note that a full erection can be achieved quite rapidly. Figures 1 and 2 and 3 illustrate the pump bulb for the Release Bar, OTR, and Touch pumps, respectively.

To Return to Flaccid State

Fluid pressure in the cylinders is released when the patient 1) continuously squeezes the Release Bars of the pump until the desired flaccid state is achieved (with the Release Bar Pump), 2) momentarily depresses the deflate valve button to enable fluid to return to the reservoir (with the OTR pump), or 3) momentarily depresses the Touch Deflate Button, allowing the penis to return to a flaccid state. Figures 4, 5, and 6 illustrate the release mechanism for the Release Bar, OTR pump, and Touch pumps, respectively.

For a more rapid return to a flaccid state, gently squeeze the penis with one hand to displace fluid from the cylinders (figures 7, 8, and 9).

The patient should practice these procedures in various positions, standing, seated, and lying until they become natural and easy.

Titan

Titan OTR

Titan Touch

To inflate

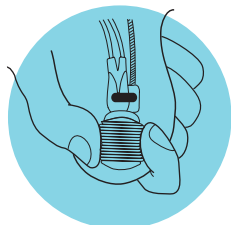


Fig. 1

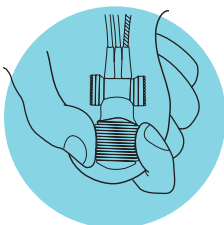


Fig. 2

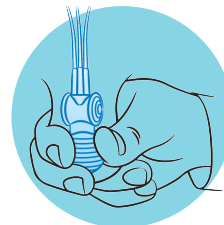


Fig. 3

To deflate

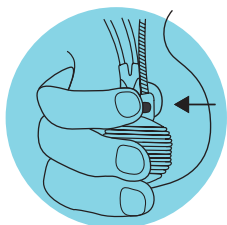


Fig. 4

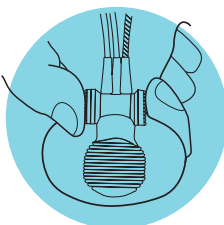


Fig. 5

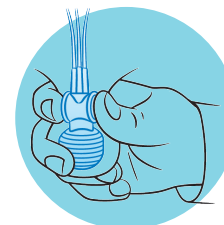


Fig. 6

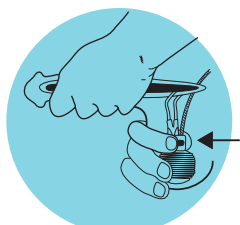


Fig. 7

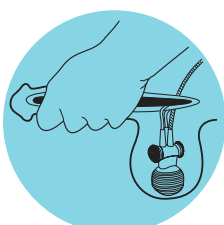


Fig. 8

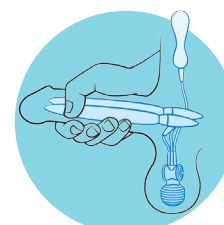


Fig. 9